

 **HONDA**

OWNER'S MANUAL

READ THIS MANUAL CAREFULLY,
IT CONTAINS IMPORTANT SAFETY INFORMATION.



02

TRX90
Sportrax 90

IMPORTANT NOTICES

READ THIS MANUAL CAREFULLY

Your Owner's Manual contains important information on safety, operation, and maintenance. Anyone who operates this Sportrax should carefully read and understand the contents of this manual before riding the vehicle.

It is especially important that parents make sure their children fully understand and follow the information and procedures contained in the manual.

AGE RECOMMENDATION

This Sportrax is intended for use by children at least 12 years old. Never allow children under the age of 12 to operate this Sportrax.

NOTE TO PARENTS

Parents should read the "Important Message to Parents" beginning on page 1 and the "Parents, Youngsters and ATVs" booklet received with the Sportrax and then decide whether their youngster is ready to ride.


"Parents, Youngsters and ATVs" focuses on the beginning rider, and discusses how to evaluate your youngster's readiness to ride as well as showing you how to introduce your youngster to ATV riding. Additional copies may be ordered from an authorized Honda dealer or directly from the ATV Safety Institute by calling (714) 727-3727 (USA only).

Your Sportrax was delivered with two speed restrictors for new riders. Please refer to page 4 for more information.

RIDER TRAINING

Anyone who operates this vehicle should get proper instruction. We recommend a certified rider training course which is available to all interested people. For information, contact your Honda dealer or call 1-800-887-2887 (USA only).

SPECIAL MESSAGES

Honda provides many important safety messages both in this manual and on the vehicle. For your safety and the safety of others, pay special attention to all warnings preceded by this alert symbol . Failure to follow the warnings contained in this manual can result in SERIOUS INJURY or DEATH.

DANGER

Indicates that severe personal injury or death will result if instructions are not followed.

WARNING

Indicates a strong possibility that serious injury or death may result if instructions are not followed.

To protect your vehicle from damage, pay attention to cautions.

CAUTION:

Indicates a possibility that equipment or property damage could result if instructions are not followed.


NOTE:

Gives helpful information.

The Owner's Manual should be considered a permanent part of your Sportrax. It should remain with the vehicle at all times and stay with the Sportrax if it is sold.

**2002
TRX 90**

**Honda Sportrax 90
OWNER'S MANUAL**



FOR OFF-ROAD USE ONLY

This vehicle is designed and manufactured for off-road use only.

USA only:

It conforms to US EPA Noise Emission regulations, but does not conform to Federal Motor Vehicle Safety Standards or US EPA Exhaust Emission regulations, and operation on public streets, roads, or highways is illegal. The vehicle is equipped with a USDA qualified spark arrester. Obey local laws and regulations.

It conforms to California exhaust emission regulations for ATVs.

PREFACE

Thank you for buying a Honda Sportrax. Honda takes pride in a worldwide reputation for quality—in research, design, production and service. Quality is the hallmark of all Honda products and one reason why Honda is the leading manufacturer of ATVs.

Help assure your Sportrax's future reliability and performance by paying extra attention to how you ride during the first operating day or 15 miles (25 km). During this period, avoid full-throttle starts and rapid acceleration.

For replacement parts and accessories, we recommend genuine Honda products. They've been specially designed for your vehicle and manufactured to meet Honda's demanding standards.

This manual contains a Maintenance Schedule and information on basic maintenance procedures. If you have the required skills and tools, your Honda dealer can supply you with an Official Honda Service Manual to help you perform more advanced maintenance and repairs. When you need service, remember that your Honda dealer knows your vehicle best and is interested in your complete satisfaction.

We wish you many years of safe and enjoyable riding.

While reading this manual, remember:

WARNING

Indicates a strong possibility that serious injury or death may result if instructions are not followed.

All information in this publication is based on the latest product information available at the time of approval for printing. Honda Motor Co., Ltd. reserves the right to make changes at any time without notice and without incurring any obligation.

© Honda Motor Co., Ltd. 2001. No part of this publication may be reproduced without written permission from Honda Motor Co., Ltd.

CONTENTS

	Page
Sportrax SAFETY	1
Important Message To Parents.....	1
Evaluate Riding Readiness.....	1
Provide Good Instruction	4
Always Supervise Young Riders.....	5
Special Safety Message	6
Warning Information.....	12
PARTS LOCATION AND OPERATION	16
Parts Location	16
Parts Operation.....	20
Power Controls	20
Gearshift Controls.....	30
Brake Controls.....	32
Fuel Tank	37
Engine Oil	40
Additional Features	42
RIDING YOUR Sportrax	46
Before Riding	46
Rider Preparation.....	46
Vehicle Preparation	50
Safe Riding Rules.....	68
Riding	81
Speed Restrictors For New Riders.....	81
Starting the Engine	85
Shifting Gears	90
Braking	91
Making Turns	94
Riding Up Hills	97
Riding Down Hills	104
Crossing Slopes.....	106
Making Turns on Slopes.....	107
Riding Over Obstacles.....	108
Riding Through Water	109
Parking.....	110

(cont'd)

CONTENTS

	Page
MAINTENANCE AND REPAIRS	111
Emission Requirements (USA only).....	111
Maintenance Schedule	112
Maintenance Precautions	114
Tool Kit.....	116
Fuel System	110
Lubrication.....	128
Engine	136
Brakes	139
Seat Removal	147
Wheels and Tires.....	148
Skid Plates	153
Spark Arrester	154
TRANSPORTING YOUR Sportrax	156
CLEANING YOUR Sportrax	159
STORING YOUR Sportrax	161
SPECIFICATIONS	164
WIRING DIAGRAM.....	165
CONSUMER INFORMATION.....	166
WARRANTY SERVICE.....	168
SERIAL NUMBERS.....	170
INDEX	171
AUTHORIZED MANUALS	177

Sportrax SAFETY

IMPORTANT MESSAGE TO PARENTS

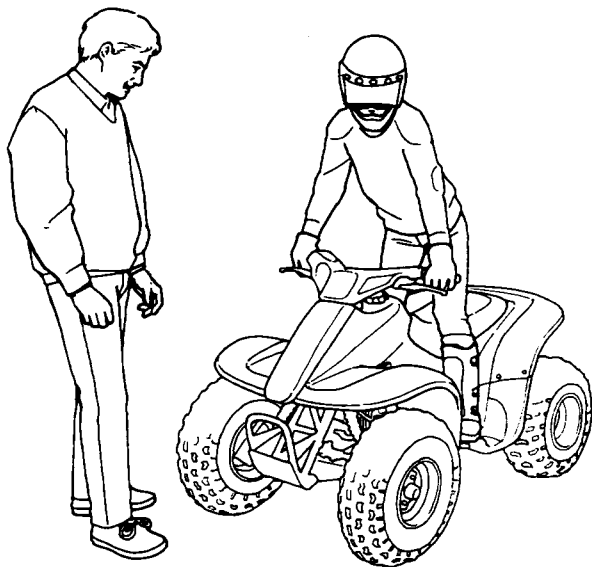
Your child's safety is very important to Honda. That's why we urge you to read this message before you let any young person ride this Sportrax. Off-road riding can be fun. However, an ATV is not a toy and it can be hazardous to operate. As with any youth activity involving speed and skill—such as bicycling or skateboarding—poor judgement can result in injuries and we don't want that to happen! You can help prevent accidents by making good decisions about if, when, and how your youngster rides this Sportrax.

Evaluate Riding Readiness

The first decision you'll need to make is whether your youngster is ready to ride. Riding readiness varies widely from one person to another, and while the minimum age recommended for this Sportrax is 12 years old, there are other factors that you should consider.

Physical size and ability are important considerations. To help determine whether a youngster is big enough for this Sportrax, have them stand up on the footpegs and grasp the handgrips. While the youngster holds this position, check that they have at least three inches of clearance between the ATV seat and the youngster's "seat of the pants." A rider needs at least three inches of clearance so they can stand up for balance and comfort, and to shift their body forward, backward and from side to side.

Also make sure your youngster can comfortably reach and work all the controls. For example, can they turn the handlebars all the way to the right and left? Can they easily use their feet to work the brake pedal and gearshift lever? Can they operate the throttle and brake levers while they hold onto the handgrips? If not, the youngster is not physically ready to ride this Sportrax.



Before you let a youngster ride an ATV, decide whether they are physically, mentally and emotionally ready to ride.